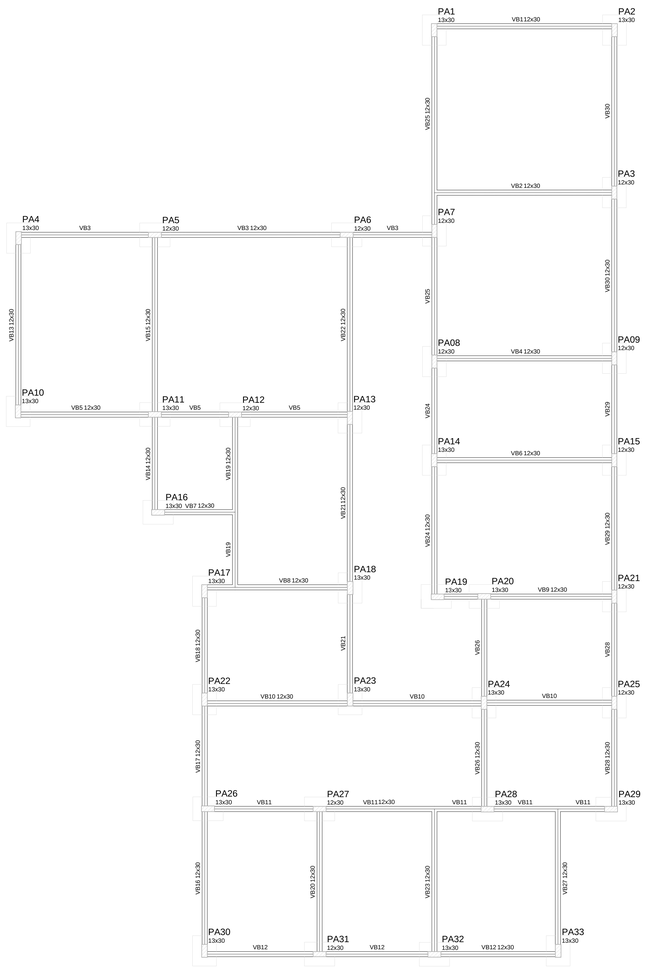

PLANTA DE FORMA VIGA BALDRAME
Esc. 1/100



PLANTA DE LOCAÇÃO
Esc. 1/100

Pilar										Fundação				
Nome	Seção (cm)	X (cm)	Y (cm)	Carga Máx. (tf)	Carga Mín. (tf)	Mx (kgf.m)	My (kgf.m)	Fx (tf)	Fy (tf)	Lado B (cm)	Lado H (cm)	h0 / ha (cm)	h1 / hb (cm)	df (cm)
PA20	13x30	66834.50	20526.60	4.1	0.6	0	0	0.3	0.1	55	70	25	25	90
PA21	12x30	67134.50	20526.10	3.8	3.0	0	0	0.1	0.1	55	70	25	25	90
PA24	13x30	66834.00	20281.10	4.4	3.5	0	0	0.1	0.1	55	70	25	25	90
PA28	13x30	66842.00	20035.60	3.9	3.0	0	0	0.3	0.1	55	70	25	25	90
PA29	13x30	67127.00	20035.60	3.7	2.5	0	0	0.2	0.1	55	70	25	25	90
PA1	13x30	66719.00	21833.60	3.5	3.0	0	0	0.1	0.1	55	70	25	25	90
PA2	13x30	67135.00	21833.60	3.1	2.7	0	0	0.1	0.1	55	70	25	25	90
PA3	12x30	67134.50	21458.60	4.0	3.8	0	0	0.1	0.1	55	70	25	25	90
PA4	13x30	65760.00	21353.60	2.9	2.3	0	0	0.1	0.1	55	70	25	25	90
PA5	12x30	66074.50	21360.99	3.9	3.5	0	0	0.2	0.1	55	70	25	25	90
PA6	12x30	66517.00	21361.10	4.0	3.2	0	0	0.3	0.1	55	70	25	25	90
PA7	12x30	66719.50	21370.10	3.8	2.9	0	0	0.1	0.1	55	70	25	25	90
PA8	12x30	66719.50	21068.60	2.4	2.0	0	0	0.1	0.1	55	70	25	25	90
PA9	12x30	67134.50	21076.10	3.4	3.0	0	0	0.1	0.1	55	70	25	25	90
PA10	13x30	65759.00	20953.60	3.4	2.7	0	0	0.1	0.1	55	70	25	25	90
PA11	13x30	66074.50	20946.60	4.0	2.8	0	0	0.3	0.1	55	70	25	25	90
PA12	12x30	66259.50	20946.10	2.5	1.1	0	0	0.3	0.1	55	70	25	25	90
PA13	12x30	66524.50	20938.60	3.4	2.7	0	0	0.1	0.1	55	70	25	25	90
PA14	13x30	66719.00	20841.10	2.8	2.4	0	0	0.1	0.2	55	70	25	25	90
PA15	12x30	67134.50	20841.10	3.1	2.8	0	0	0.1	0.1	55	70	25	25	90
PA16	13x30	66082.00	20720.60	2.5	1.8	0	0	0.2	0.1	55	70	25	25	90
PA17	13x30	66189.00	20538.60	3.4	2.9	0	0	0.1	0.1	55	70	25	25	90
PA18	13x30	66525.00	20546.10	2.9	2.4	0	0	0.1	0.2	55	70	25	25	90
PA19	13x30	66727.00	20525.60	3.1	-0.7	0	0	0.3	0.1	55	70	25	25	90
PA22	13x30	66189.00	20288.60	2.8	2.3	0	0	0.1	0.2	55	70	25	25	90
PA23	13x30	66525.00	20288.60	2.6	2.1	0	0	0.1	0.1	55	70	25	25	90
PA25	12x30	67134.50	20281.10	3.8	2.8	0	0	0.1	0.1	55	70	25	25	90
PA26	13x30	66197.00	20036.60	3.0	2.1	0	0	0.2	0.1	55	70	25	25	90
PA27	12x30	66454.50	20036.10	2.9	2.2	0	0	0.3	0.1	55	70	25	25	90
PA30	13x30	66189.00	19708.60	2.6	1.9	0	0	0.1	0.1	55	70	25	25	90
PA31	12x30	66454.50	19701.10	2.9	2.6	0	0	0.2	0.1	55	70	25	25	90
PA32	13x30	66719.50	19700.60	3.2	2.8	0	0	0.2	0.1	55	70	25	25	90
PA33	13x30	67005.00	19708.60	2.9	2.3	0	0	0.1	0.1	55	70	25	25	90

Locação no eixo X	
Coordenadas (cm)	Nome
65759.00	PA10
65760.00	PA4
66074.50	PA5, PA11
66082.00	PA16
66189.00	PA17, PA22, PA30
66197.00	PA26
66259.50	PA12
66454.50	PA27, PA31
66517.00	PA6
66524.50	PA13
66525.00	PA18, PA23
66719.00	PA1, PA14
66719.50	PA7, PA8, PA32
66727.00	PA19
66834.00	PA24
66834.50	PA20
66842.00	PA28
67005.00	PA33
67127.00	PA29
67134.50	PA3, PA9, PA15, PA21, PA25
67135.00	PA2

Locação no eixo Y	
Coordenadas (cm)	Nome
21833.60	PA1, PA2
21458.60	PA3
21370.10	PA7
21361.10	PA6
21360.99	PA5
21353.60	PA4
21076.10	PA9
21068.60	PA8
20953.60	PA10
20946.60	PA11
20946.10	PA12
20938.60	PA13
20841.10	PA14, PA15
20720.60	PA16
20546.10	PA18
20538.60	PA17
20526.60	PA20
20526.10	PA21
20525.60	PA19
20288.60	PA22, PA23
20281.10	PA24, PA25
20036.60	PA26
20036.10	PA27
20035.60	PA28, PA29
19708.60	PA30, PA33
19701.10	PA31
19700.60	PA32

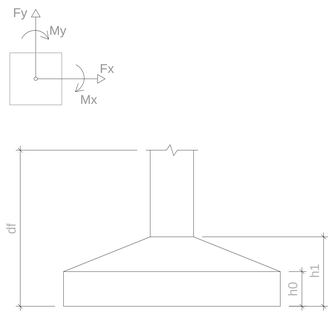

DETALHAMENTO SAPATA
Esc. 1/50

PROJETO ESTRUTURAL

CARACTERISTICA: OBRA PUBLICA - CEME (Centro de Especialidades Médicas)

ENDEREÇO: Porto Nacional - TO - Avenida Contorno, confrontando com a Rua NC 30, atras da subestação - Porto Nacional-To

PRANCHA: 01/06

AUTOR DO PROJETO:
ITALO MARCOS FERREIRA SOUSA
ENGENHEIRO CIVIL CREA - 23253IL/D-TO

PREFEITURA MUNICIPAL DE PORTO NACIONAL - TO
PROPRIETÁRIO

ÁREAS:
VER ARQUITETONICO

PREFEITURA PORTO NACIONAL
Construindo um novo tempo

CONTEÚDO:
PLANTA FORMA VIGA BALDRAME
PLANTA DE LOCAÇÃO
TABELAS
DETALHAMENTO SAPATA

ESCALA:	DATA:	CONFERIDO:	DESENHO:
INDICADA	JUNHO/ 2016		

FORMATO A0 - INTERNO: 1049 x 821 mm.
EXTERNO: 1189 x 841 mm.